



GOVERNMENT OF MALTA  
MINISTRY FOR EDUCATION  
AND SPORT  
DIRECTORATE FOR LEARNING AND ASSESSMENT PROGRAMMES



# OUR JOURNEY

ST NICHOLAS COLLEGE  
MĠARR PRIMARY SCHOOL



PRESENTATION BY - THERESE RODGERS - ASSISTANT HEAD OF SCHOOL



# BEFORE Teach, Inspire and Protect (TIP) PROJECT

## Mġarr Primary School embracing learning through nature

- ▶ Dinja Waħda Programme
- ▶ Green club + Klabb Dinja Waħda
- ▶ Planting by Kindergarten classes
- ▶ Maths Trails outdoors
- ▶ Fieldwork in historical sites
- ▶ Special Awareness Days



# Participation in **DINJA WAHDA** programme



- ▶ Each year Mgarr Primary receives the gold award for its participation in Dinja Wahda programme. The school has also received the blue flag after reaching gold for three consecutive years.

# DINJA WAḤDA activity - NATURE DAYS by Kg kids

Tree collage and bark rubbing as part of Dinja Waḥda Programme



# Dinja Waħda Programme Kg → Yr6

the learning experiences are displayed on the board



# GREEN CLUB activities – Yr5 & Yr6

Anti-plastic campaign – Valletta -  
**Earth Day 2019**



Clean-up of the school yard



# GREEN CLUB - Activities are held during break

Preparing smoothies for Parents' Day - Embellishing the front garden



**KLABB DINJA WAHDA** is quite similar to **GREEN CLUB** but it caters for younger students

*Making the title for the board*





# The benefits of cultivating crops are immeasurable



# PLANTING by kindergarten children

Preparing to sow herbs for Open Day



Sowing flower bulbs



Watering the seeds



# MATHS TRAILS outdoors

at San Anton Gardens



... at SKORBA historical site

Applied mathematics  
makes more sense and  
is much more exciting!



.... in the school yard

Take advantage of your surroundings -  
Bingemma, Mgarr



# MATHS TRAIL by Year 6

Problem solving can be fun!

Outdoor learning is fun for everyone!




# Social Studies fieldwork

Fieldwork on the school premises



Fieldwork in the village

# ROAD SAFETY DAY/ HEALTHY EATING DAY



Traffic Snake Game



Road Safety Day

Fish-tasting on Healthy Eating Day



# First Transnational Meeting in Malta to understand the objectives of the project and get to know each other



TOUR AROUND SALINA NATURE RESERVE



THE PARTNERS TAKE A BREAK

# Day 2 at MGARR PRIMARY SCHOOL

Tour around the school



Discussions start



Partners are welcomed





# ENHANCING OUTDOOR SPACES

New shed and planters installed in the back yard



Working bench with storage for early years



# TRAINING the early years educators by MEDE



COPE SESSIONS EARLY YEARS

The thrill of free exploration and discovery leads to intellectual development



Kids enjoy learning when it's taken outside



# Learning English can be fun! - Yr2



HANDS-ON LEARNING OUTDOORS



THROUGH



Observing clouds

UP ABOVE



INSIDE/ OUT OF



UP AND DOWN

# Making the best use of your school yard



Odd and even



Making a human clock



Making a clock

# 23<sup>rd</sup> May 2019 – **Multiplier event** for the teaching community – held at Mgarr Primary School



**MORNING SESSION WAS GIVEN TO NON-PARTICIPATING TEACHERS TO EMPHASIZE THE IMPORTANCE OF OUTDOOR EDUCATION**

E3 23<sup>rd</sup> May 2019 — **Multiplier event** for parents and the community — Mgarr Primary School





# 23<sup>rd</sup> May 2019 – Multiplier Event – evening session for the community – Mgarr Primary School

Exhibition of TIP learning experiences

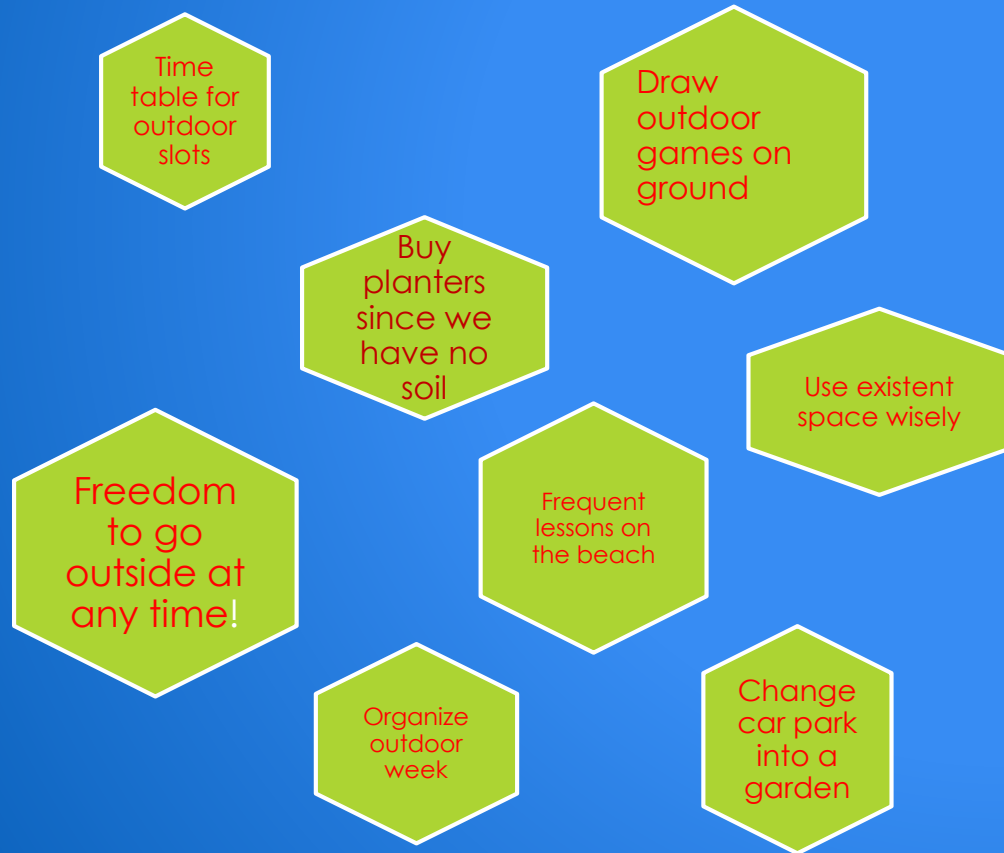


Parents give their feedback

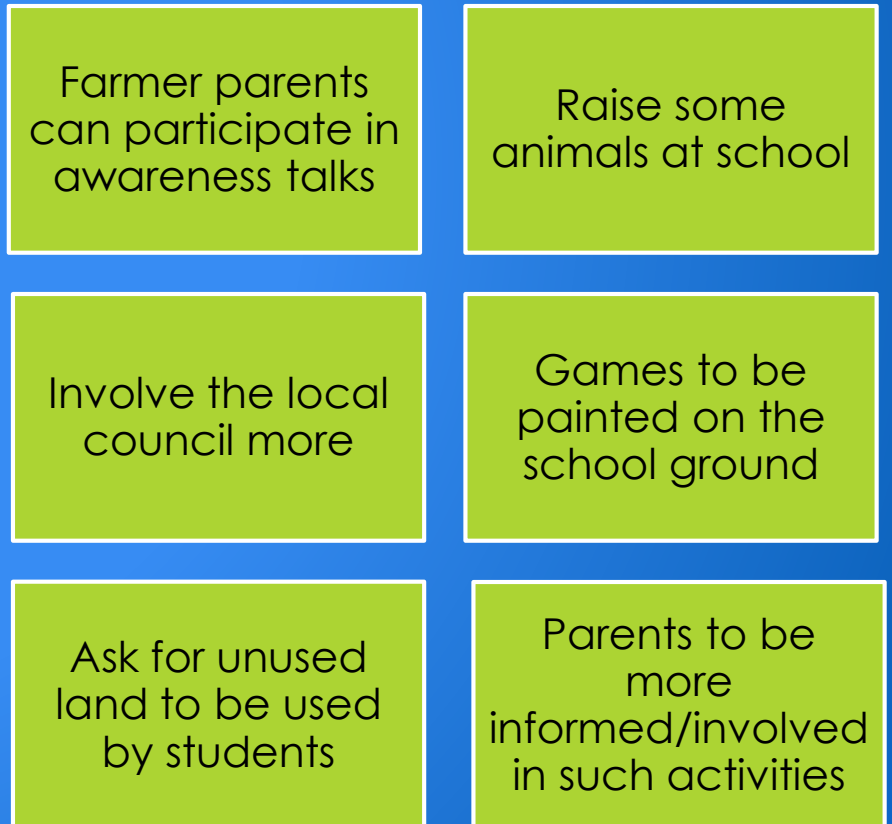


# FEEDBACK following multiplier event

## Feedback from non-participating educators



## Feedback from parents



# FEEDBACK has been quite positive



Learning was fun as it was outside



Behaviour improved as kids were focused



Understanding came quicker as experience was first-hand



Sensory skills developed as activities were hands-on




Explorative play was very exciting as it was child-led



Communication skills improved as much interaction took place

# THE PROJECT BEARS FRUIT





Ordinal Numbers



Numeracy taken outside



Child-led learning



Making five



Counting in twos



Odd and Even

# MAKING A POND



Stimulating environments ensure unforgettable learning experiences



MAKING FLAT SHAPES



CAPACITY

# Nurture and care for living things



Young children need challenge and risk within a framework of security

Sorting leaves



Respect for bio-diversity

# BOOSTING CREATIVE SKILLS WITH LOOSE PARTS








MAKING  
SLIDES  
TO  
CREATE  
MOTION

using  
loose  
parts

Year 1

- Learning through play!



Drawing the  
compass  
points



Floor games across the large yard



LITERACY SPIRAL - Maltese alphabet



Educators & parents volunteer to do the work during lockdown



**THE SCHOOL COUNCIL AT WORK** - Enhancing the big yard for outdoor learning



An exciting environment responsive to the children's needs



Council members and head of school painting away!



# Our large yard before Teach, Inspire and Protect project



Our large yard today

# INVOLVEMENT OF ALL STAKE HOLDERS

Kindergarten Educator  
assembling tricycles



The head checking out an order  
during lockdown



# THE TRICYCLE AREA -

development of motor skills and spatial awareness



Transformation of our outdoor spaces

The painting of the murals is being done by a kind volunteer from Birdlife Malta



Indigenous trees and Maltese wild life





The tricycle area has become one of the most popular sites. The painting on the wall is still in process.



# The Internal Yard



BEFORE

Planning some changes



AFTER



The new turf area: introducing greenery to the yard



Activity wall-mounted educational panels



TYRE CREATIONS



Part of the internal yard was enclosed by wooden fencing and covered with artificial turf. Stimulating resources including colourful tyres, tool shed, climbing frame, picnic benches and planters with green climbers fed by irrigation system were introduced.



TOOL SHED

# Climbers fed by irrigation system planted and climbing frame installed




# The vertical garden

A self-irrigating system ensures greenery all year round.

When school is over and kids are gone, this green wall comes to life!

**Resident sparrows  
congregate for  
supper, looking for  
left-overs!**



# OUTDOOR LEARNING IN THE EMBELLISHED KINDERGARTEN YARD





Educators are now much more confident in teaching outside the classroom and are making full use of the available resources.

## MORE MEANINGFUL USE OF THE INTERNAL YARD

The climbing frame had been in the wish list of both teachers and students



# THE MUD KITCHENS







# Training and support continues throughout the project



## FURTHER TRAINING by BIRDLIFE MALTA

## MAKING BEST USE OF THE OUTDOORS



A small grass area lying idle behind the football pitch, which was beyond cultivation, was levelled out and weeded by Green Club enthusiasts.



Being too hard to dig, this area became an infertile abandoned site, .....but not for long !

Truck loads of soil were spread across the neglected site.

A lesson about sound

Children went to different areas ticking away the different sounds that they could hear.

STEP 1



# THE OUTSIDE CLASSROOM

Especially during the pandemic this classroom came in very handy.



This abandoned area now



STEP 2



As they wait for their transport, kids get creative in the outside classroom

# THE WORKING SPACES





## Enhancement of our Outdoor Spaces continues



Providing opportunities for children to raise their own crops is very beneficial



# Green Club members removing weeds



# THE BACK YARD

The acoustics  
are also  
better here.

The back yard is the most  
popular area with educators.  
Here the children are more  
contained and exposed to  
many resources.






THE BACK YARD was no longer restricted to the early years but became popular with the seniors too.

On Earth Day classes were taken outside to do a special activity. This ranged from environmental awareness to sowing indigenous trees to reach a target of 100.

The learning intention was to raise awareness about deforestation and to promote the reusing of plastic bottles.

November 2021



Teach Inspire and Protect  
Erasmus+ project  
2018 - 2021

FINAL LAUNCHING



A tour around the school  
and sharing of good  
practice



The outdoor space and curriculum must harness the special nature of the outdoors, to offer children what the indoors cannot.





"All children have the right to experience and enjoy the essential and special nature of being outdoors!"

The Vision and Values Partnership (UK)



Thank you for your attention!

ST NICHOLAS COLLEGE - MĠARR PRIMARY SCHOOL

Email: [snc.mgarr.pr@ilearn.edu.mt](mailto:snc.mgarr.pr@ilearn.edu.mt)

Website: [snc.mgarr.skola.edu.mt](http://snc.mgarr.skola.edu.mt)



Presented by Therese Rodgers